



HENRY BAKER COLLEGE

MELUKAVU, KOTTAYAM Founded 1981

Accredited by NAAC With 'A' Grade **An ISO 9001 : 2015 Certified Institution**

A Christian Minority Educational Institution run by C.S.I East Kerala Diocese
Affiliated to Mahatma Gandhi University, Kottayam

RESULT ANALYSIS

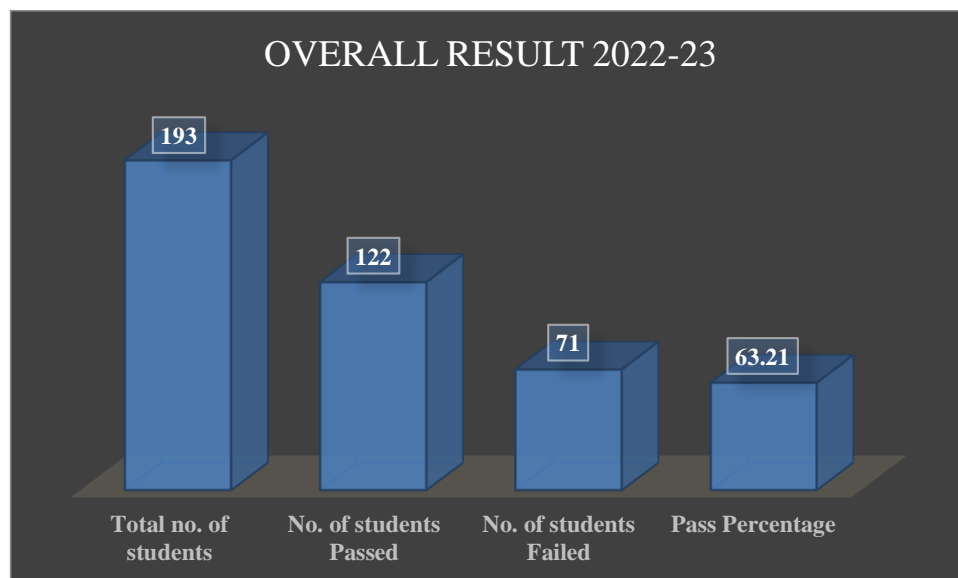
2022-23

Overall Result Analysis- 2022-23

Total Number of Students Appeared: **193**

Students Passed: **122**

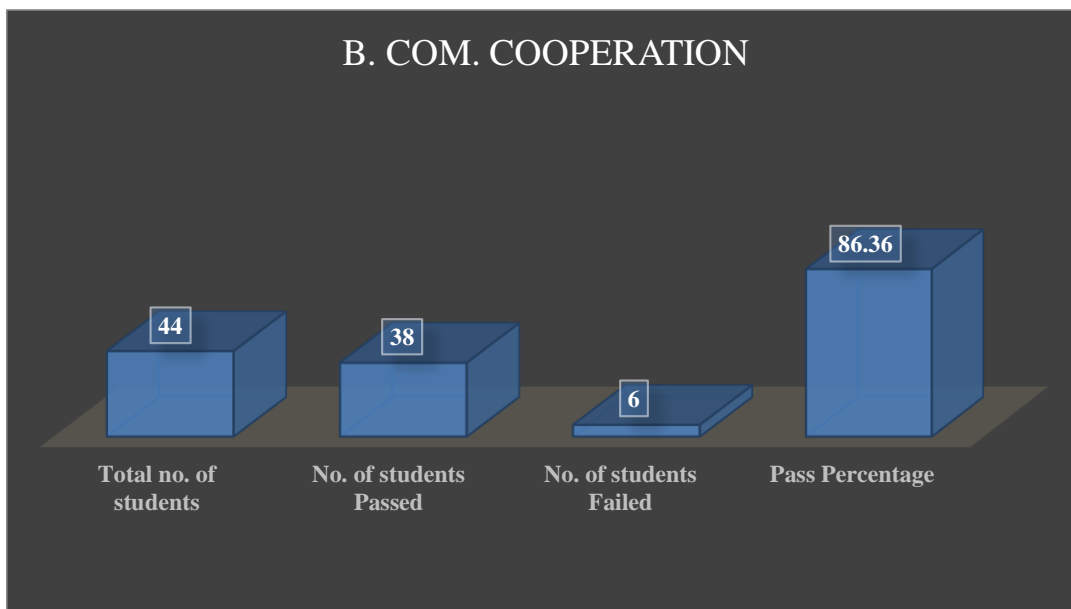
Overall Pass Percentage of the college: **63.21%**



Program Name	Total no. of students	No. of students Passed	No. of students Failed	Pass Percentage
B. Com Cooperation	44	38	6	86.36
B. Com Computer Application	26	6	20	23.07
B. A. History	28	20	8	71.42
B. Sc Physics	5	5	Nil	100
B. A. English	30	19	11	63.33
B. Voc. Tourism and Hospitality Management	14	10	4	71.42
M. Com Finance	23	11	12	47.83
M. A. History	23	13	10	56.52
Total	193	122	71	63.21

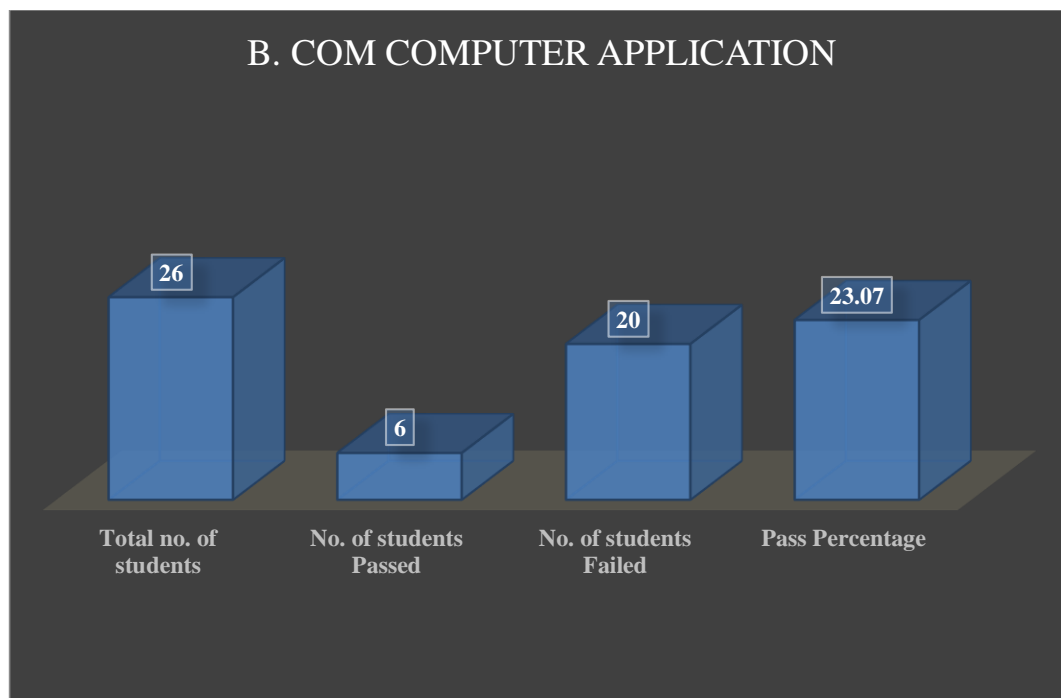
PROGRAMME WISE RESULT 2022-23

PROGRAMME: B. COM. COOPERATION



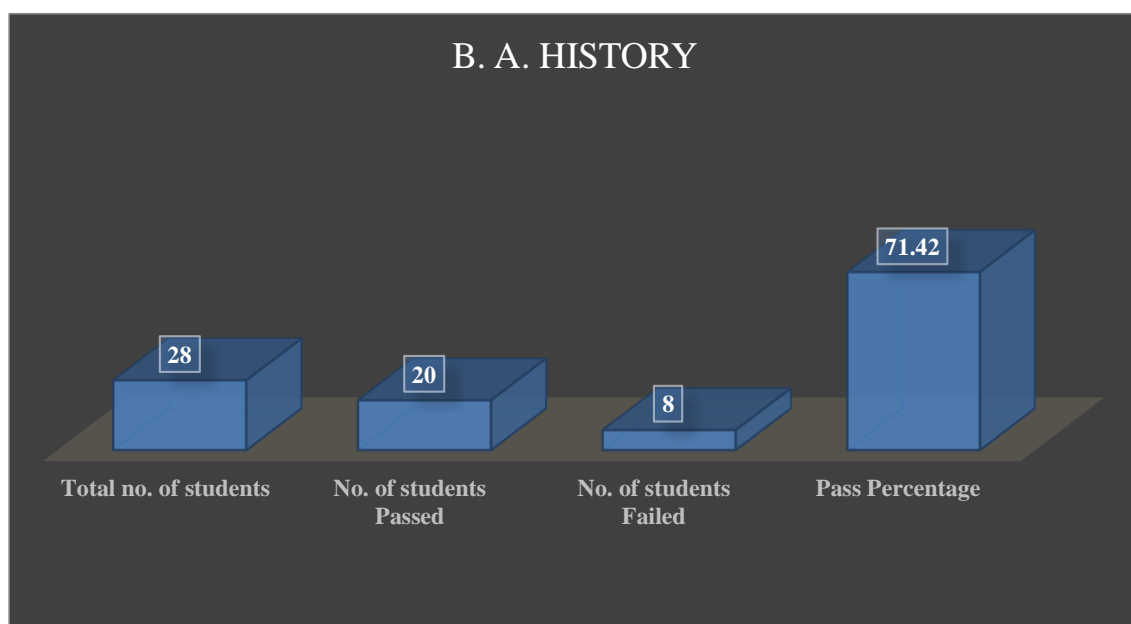
Program Name	Total no. of students	No. of students Passed	No. of students Failed	Pass Percentage
B. Com Cooperation	44	38	6	86.36
B. Com Computer Application	26	6	20	23.07
B. A. History	28	20	8	71.42
B. Sc Physics	5	5	Nil	100
B. A. English	30	19	11	63.33
B. Voc. Tourism and Hospitality Management	14	10	4	71.42
M. Com Finance	23	11	12	47.83
M. A. History	23	13	10	56.52
Total	193	122	71	63.21

PROGRAMME: B. COM. COMPUTER APPLICATION



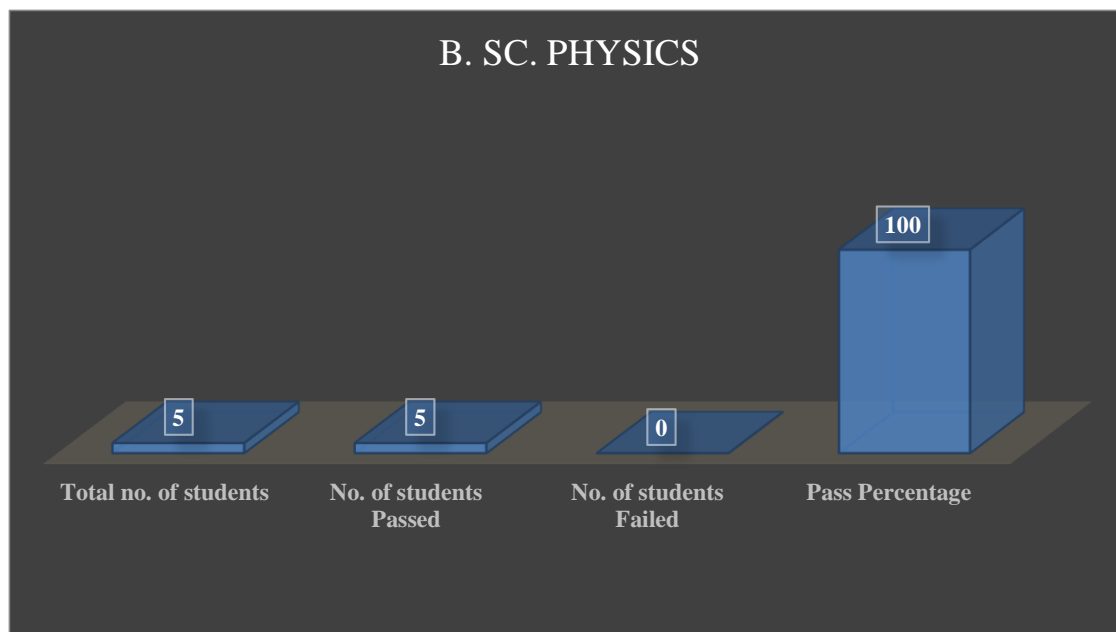
Program Name	Total no. of students	No. of students Passed	No. of students Failed	Pass Percentage
B. Com Cooperation	44	38	6	86.36
B. Com Computer Application	26	6	20	23.07
B. A. History	28	20	8	71.42
B. Sc Physics	5	5	Nil	100
B. A. English	30	19	11	63.33
B. Voc. Tourism and Hospitality Management	14	10	4	71.42
M. Com Finance	23	11	12	47.83
M. A. History	23	13	10	56.52
Total	193	122	71	63.21

PROGRAMME: B. A. History




Program Name	Total no. of students	No. of students Passed	No. of students Failed	Pass Percentage
B. Com Cooperation	44	38	6	86.36
B. Com Computer Application	26	6	20	23.07
B. A. History	28	20	8	71.42
B. Sc Physics	5	5	Nil	100
B. A. English	30	19	11	63.33
B. Voc. Tourism and Hospitality Management	14	10	4	71.42
M. Com Finance	23	11	12	47.83
M. A. History	23	13	10	56.52
Total	193	122	71	63.21

PROGRAMME: B. Sc Physics



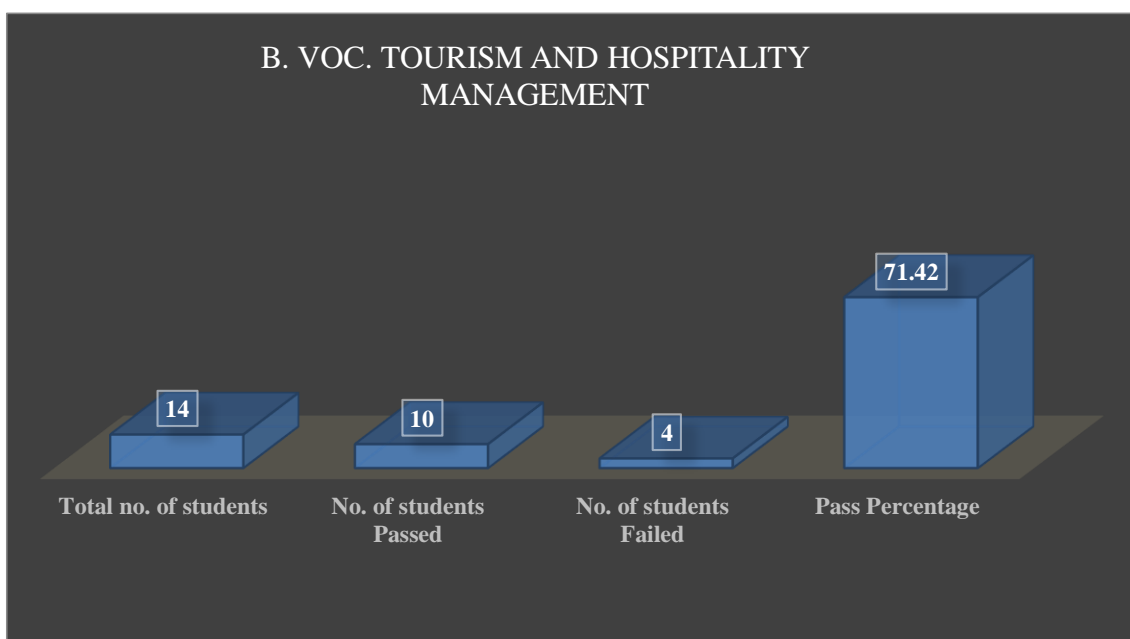
Program Name	Total no. of students	No. of students Passed	No. of students Failed	Pass Percentage
B. Com Cooperation	44	38	6	86.36
B. Com Computer Application	26	6	20	23.07
B. A. History	28	20	8	71.42
B. Sc Physics	5	5	Nil	100
B. A. English	30	19	11	63.33
B. Voc. Tourism and Hospitality Management	14	10	4	71.42
M. Com Finance	23	11	12	47.83
M. A. History	23	13	10	56.52
Total	193	122	71	63.21

PROGRAMME: B. A. English



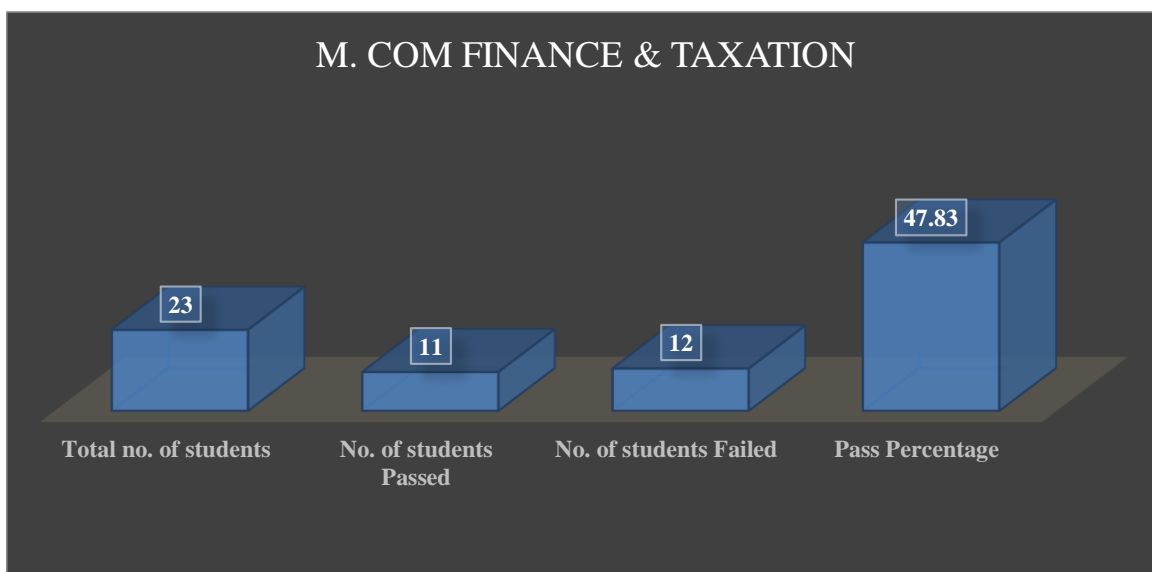
Program Name	Total no. of students	No. of students Passed	No. of students Failed	Pass Percentage
B. Com Cooperation	44	38	6	86.36
B. Com Computer Application	26	6	20	23.07
B. A. History	28	20	8	71.42
B. Sc Physics	5	5	Nil	100
B. A. English	30	19	11	63.33
B. Voc. Tourism and Hospitality Management	14	10	4	71.42
M. Com Finance	23	11	12	47.83
M. A. History	23	13	10	56.52
Total	193	122	71	63.21

PROGRAMME: B. Voc. Tourism and Hospitality Management



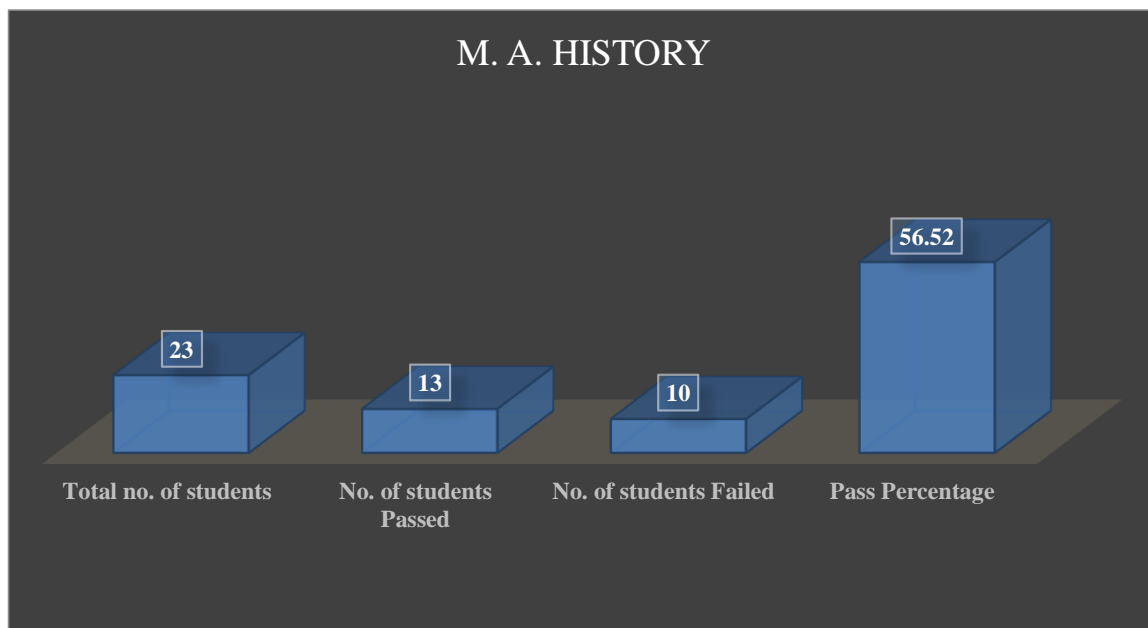
Program Name	Total no. of students	No. of students Passed	No. of students Failed	Pass Percentage
B. Com Cooperation	44	38	6	86.36
B. Com Computer Application	26	6	20	23.07
B. A. History	28	20	8	71.42
B. Sc Physics	5	5	Nil	100
B. A. English	30	19	11	63.33
B. Voc. Tourism and Hospitality Management	14	10	4	71.42
M. Com Finance	23	11	12	47.83
M. A. History	23	13	10	56.52
Total	193	122	71	63.21

PROGRAMME: M. Com Finance & Taxation



Program Name	Total no. of students	No. of students Passed	No. of students Failed	Pass Percentage
B. Com Cooperation	44	38	6	86.36
B. Com Computer Application	26	6	20	23.07
B. A. History	28	20	8	71.42
B. Sc Physics	5	5	Nil	100
B. A. English	30	19	11	63.33
B. Voc. Tourism and Hospitality Management	14	10	4	71.42
M. Com Finance	23	11	12	47.83
M. A. History	23	13	10	56.52
Total	193	122	71	63.21

PROGRAMME: M. A. History



Program Name	Total no. of students	No. of students Passed	No. of students Failed	Pass Percentage
B. Com Cooperation	44	38	6	86.36
B. Com Computer Application	26	6	20	23.07
B. A. History	28	20	8	71.42
B. Sc Physics	5	5	Nil	100
B. A. English	30	19	11	63.33
B. Voc. Tourism and Hospitality Management	14	10	4	71.42
M. Com Finance	23	11	12	47.83
M. A. History	23	13	10	56.52
Total	193	122	71	63.21